

Hi-MO 5m

LR5-72HPH 525~550M

- Based on M10-182mm wafer, best choice for ultra-large power plants
- Advanced module technology delivers superior module efficiency
 - M10 Gallium-doped Wafer
 - Smart Soldering
 - 9-busbar Half-cut Cell
- Excellent outdoor power generation performance
- High module quality ensures long-term reliability

12

12-year Warranty for Materials and Processing

25

25-year Warranty for Extra Linear Power Output

Complete System and Product Certifications

IEC 61215, IEC 61730, UL 61730

ISO 9001:2008: ISO Quality Management System

ISO 14001:2004: ISO Environment Management System

TS62941: Guideline for module design qualification and type approval

OHSAS 18001: 2007 Occupational Health and Safety

LONGI



21.5%
MAX MODULE
EFFICIENCY


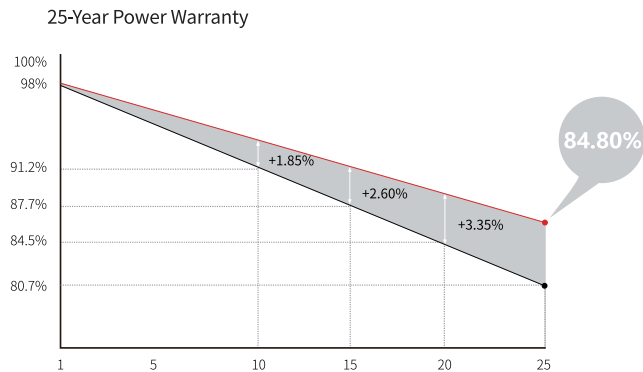
0~+5W
POWER
TOLERANCE

<2%
FIRST YEAR
POWER DEGRADATION

0.55%
YEAR 2-25
POWER DEGRADATION

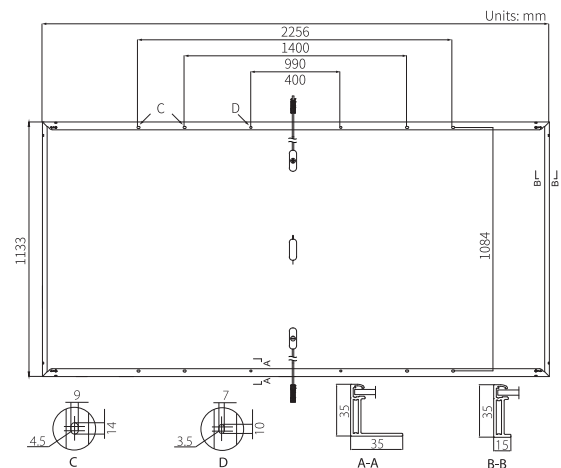
HALF-CELL
Lower operating temperature

Additional Value



Mechanical Parameters

Cell Orientation	144 (6×24)
Junction Box	IP68, three diodes
Output Cable	Connecting cables 4 mm ² , length 1.4 m (possibility to order another size)
Glass	Single glass, 3.2mm coated tempered glass
Frame	Anodized aluminum alloy frame
Weight	27.2kg
Dimension	2256×1133×35mm
Packaging	31pcs per pallet / 155pcs per 20' GP / 620pcs per 40' HC



Electrical Characteristics

STC : AM1.5 1000W/m² 25°C Test uncertainty for Pmax: ±3%

	525	530	535	540	545	550
Power Class	525	530	535	540	545	550
Maximum Power (Pmax/W)	525	530	535	540	545	550
Open Circuit Voltage (Voc/V)	49.05	49.20	49.35	49.50	49.65	49.80
Short Circuit Current (Isc/A)	13.65	13.71	13.78	13.85	13.92	13.98
Voltage at Maximum Power (Vmp/V)	41.20	41.35	41.50	41.65	41.80	41.95
Current at Maximum Power (Imp/A)	12.75	12.82	12.90	12.97	13.04	13.12
Module Efficiency(%)	20.5	20.7	20.9	21.1	21.3	21.5

Operating Parameters

Operational Temperature	-40°C ~ +85°C
Power Output Tolerance	0 ~ +5 W
Voc and Isc Tolerance	±3%
Maximum System Voltage	DC1500V (IEC/UL)
Maximum Series Fuse Rating	25A
Nominal Operating Cell Temperature	45±2°C
Protection Class	Class II
Fire Rating	UL type 1 or 2

Mechanical Loading

Front Side Maximum Static Loading	5400Pa
Rear Side Maximum Static Loading	2400Pa
Hailstone Test	25mm Hailstone at the speed of 23m/s

Temperature Ratings (STC)

Temperature Coefficient of Isc	+0.048%/°C
Temperature Coefficient of Voc	-0.270%/°C
Temperature Coefficient of Pmax	-0.350%/°C